(2022

Renal cell rcinc RCC

80% 90

radical nephrectomy RN



≤45 Ŷ / ŷ

1 2 Ÿ

Ź

ź

1 D ĭ ϰ

VHL	VHL	ccRCC	ccRCC
HPRC	MET	pRCC	pRCC
BHD	FLCN	RCC	
HLRCC	FH	pRCC	pRCC
SDH RCC	SDHB SDHD	ccRCC	ccRCC
	SDHC	chromophob	

4.

5.

Ꝑ ɻ

( ) 。

2% 4%

10% 20%

( ) 。

1981 1997 2004 2016 WHO 4

Xp11.2

/TFE3 MiT

TFEB

2 2016 WHO №

	Renal cell tumors
	Clear cell renal cell carcinoma
	Multilocular cystic renal neoplasm of low malignant potential
	Papillary renal cell carcinoma
	Hereditary leiomyomatosis and renal cell carcinoma
	(HLRCC)-associated renal cell carcinoma
	Chromophobe renal cell carcinoma
	Collecting duct carcinoma
	Renal medullary carcinoma
MiT	MiT Family translocation carcinomas
	Succinate dehydrogenase (SDH)-deficient renal carcinoma
	Mucinous tubular and spindle cell carcinoma
	Tubulocystic renal cell carcinoma

Acquired cystic disease associated renal cell carcinoma

Clear cell papillary renal cell carcinoma

Renal cell carcinoma, unclassified

Papillary adenoma

Oncocytoma

1.

1

60% 85%

1 5%

2

3 Pax-8 CA9 MUC1 MUC3 CK8 CK18 vimentin CD10 EMA

7% 14%

1

2 Ň

ň 2

Ň

ň

Ň

ň

3

CK7 P504S

Ň ň

4% 10%

60

1

2

CK EMA PAX8 Xp11

TFE3 t 6;11

HMB45 Melan A Cathepsin

K TFEB FISH TFE3 TFEB

2

8

1

( ) 。

WHO

1982 Fuhrman 4 1998 WHO

Fuhrman Ň ň ŉ

ɲ 2016

Fuhrman

WHO/ISUP 3

3 2016 WHO/ISUP № ‰

( ) 。

American Joint Committee on Cancer Staging AJCC TNM 2017 8 4 5

4 2017 8 AJCC TNM №

5 х № / U №

ا غه

( )

。

30%



48.4% 23.2% 12.9%

5.2% 1.9% 1.3%

7.1%

( ) 。

( ) 。



d

6 ثم Bosnia№ ĭ

и

˵ ɻ / u æ

7 U T ‰

˜ ɻ

( ) 。



8		ҳ	№	л	№



d

(　　)　　。

H Ö ö• ⊥∀ł»)⅃•ʞ

$ 1½

（　　）靶　　。

þ

11 h ь №

12 h Ь Ї №

} 6

W

d

3

13 h w ⋮ №

(　　)　　癌　　。

( ) / 癌 。

H

14 ѣ ⓟ قمم

15 ѣ ⓟ فمم

(　　)　　。

(　　)　　。

Ð

Ì^ 2022 ~

Ώ F

（按 ）